

THE DIPSTICK



OCTOBER 1992

PRESIDENT.....Bill Keeler

SECRETARY.....Bob Miller

VICE PRESIDENT..Susan Bond

TREASURER.....Jim Villers

EDITOR....Chris Holcomb

MARQUE TIME:

We thank Andy and Cynthia for hosting our September meeting. Warm hospitality, good attendance, and several guests made for a nice gathering.

Bob and Pam McClaren's son, daughter-in-law, and 12 day old grandchild were involved in an automobile accident Friday, Sep.11, 1992 on the Eastern Shore. Fortunately, all are home and doing well. I know we all wish the McClarens a complete and speedy recovery.

The weather was perfect for our annual Pig Pickin'. Shelley and Chris Holcomb, and Sue and Terry Bond did another outstanding job. There was plenty of good food and a good turn out of MGs. Vince won best of show with his WHY.

We were lucky, the weather cooperated for one more weekend, and many of us attended the 8th Annual Richmond BCD. It was held at Berkeley Plantation again this year, and I would like to compliment Kevin Allocca, Alan Serafim and the entire CVMGC for a great job on an event that requires so much planning. This show gets bigger and better each year. Approximately 300 cars registered this time, and there was a substantial increase in vendor and flea market participation.

I know all of our members stay well informed on current events. You've been following the press, listened to the candidates and know the election is rapidly approaching. That's right, October we will elect new officers for the best MG Car Club in Tidewater. The Nominating Committee presented it's slate of officers at the September meeting, as follows:

President:	Ken Bingham
Vice-President:	Bob McClaren
Secretary:	Cynthia Faschini
Treasurer:	Jim Villers

The floor will be open for additional nominations. Please be there to lend your support.

Safety MG Fast!
Bill

MINUTES OF THE MG T CLASSICS MEETING HELD 02 SEP 92

The meeting was called to order by President Bill Keeler. Our hosts were Andy and Cynthia Wallach/Faschini who have a beautiful home and served delicious munchies!!!

We had a really new member, Mr. Ed Sullivan who has a '74 B !
Our guests were: Steve & Debbie Underhill and their '71 B
Clare Hausman and her '69 B
Dick Spruill with an interest in MG's
and Tom Hollington-Sawyer from Ottawa, Canada with an Austin Healy Sprite WITH A MIDGET ENGINE. OK???? !!!! And midget parts!

Treasurer's Report: Yes, we have money. It started with a lot, we got more, gave some out, but yet have even more!!! yea! \$2061.02 to be exact.

Activities: September was THE month for MG activities!
Sep 13 was our annual pig roast, the 20th was British Car Day, and the 23-27th was the GOF at Cape May. These events were well attended by our members!
Peggy Bradford is working on a fun fall weekend for Oct, around the Tappahannock area. Details TBA..

Membership: I didn't exactly understand this one... Mr. McClaren said some Y's were missing.

Newsletter: However, Mr. Holcomb knew about it and told US to check around for them. IF you cannot find one - you owe.

Spares: Robert had a shocking report. If you want a shock, he only has 2 left for \$50.00 ea. Good luck and let us know what hospital you're in.

Clubs/Old Business: a vote was taken and the NAMGCC has support on an individual basis, but not from our club as a whole at this time.

New Business: the nominating committee presented the slate of officers for the upcoming year. Voting will be held at the next meeting. TREASURER-Jim Villers V. PRES -Bob McClaren
SECRETARY-Cynthia Faschini/Wallach PRESIDENT-Ken Bingham

Marque Time: Ted Hughes told how to get your nuts cleaned. But it costs about \$65 a gallon. No kidding?? If you're interested (and who wouldn't be!) contact Virginia Silver Plating, John J. Michaels 3201 A. Warwick Blvd., Newport News, VA 23607, 804-244-3645.
Robert knows of a MGA with 38,000 mi for \$7000.
John Wessel's MGA passed inspection: Isn't that always a mile stone!!!!
Andy has heavy duty shelving for sale.
Steve Rollins has Midget parts.
Peggy is giving away a tonneau cover. It might fit a midget.

Respectfully submitted by a substitute secretary who was volunteered to do this,

Carol H. Bingham

UPCOMING EVENTS

SAT, OCT 3 SHENANDOAH VALLEY 11th ANNUAL BRITISH CAR FESTIVAL
Waynesboro, VA

TUE, OCT 6 MEETING - ESCOBIO'S ←

SAT-SUN,
OCT 24-25 TAPPAHANNOCK DRIVEOUT WEEKEND
RAPPAHANNOCK RIVER CRUISE/INGLESIDE WINERY TOUR &
TASTING/ANTIQUING (SEE INFO IN THIS DIPSTICK)

OCT 31-NOV 1 CENTRAL VA MG CC SECOND ANNUAL BLUE RIDGE RUN

WED, NOV 4 MEETING - BOONE'S

SUN, NOV 15 TECH SESSION AT THE BOND'S

Activities Co-chairpersons: Peggy Bradford - 427-3365, 445-3136
Ken Bingham - 721-3034, 444-5087

BE SURE TO MAKE THIS MEETING!! SHOW SUPPORT FOR A NEW BUNCH OF OFFICERS!; FIND OUT HOW KEN AND CAROL BINGHAM GOT THE (HALF)SHAFT AND WON ALL THE AWARDS AT THE GOF IN CAPE MAY; TELL BILL KEELER, SUE BOND, JIM VILLERS, AND BOB MILLER HOW MUCH WE APPRECIATE THEIR CONTRIBUTIONS OVER THE LAST COUPLE OF YEARS; COME EARLY ENOUGH TO GET INTO THE DISCUSSION ABOUT WHETHER CHRIS AND ROBERT WILL ARRIVE BEFORE THE MEETING ENDS!

TO THOSE OF YOU WHO COULD NOT MAKE IT TO THE PIG ROAST THIS YEAR, WE MISSED YOU. THERE SEEMED TO BE A LOT OF BAR-B-QUE LEFT OVER. THIS COULD BE BECAUSE MIKE ASH AND ROY WILEY WERE NOT IN ATTENDANCE. THE SURPLUS HAS ALREADY BEEN PLANNED AS A CULINARY HOOK FOR THE NOVEMBER TECH SESSION AT TERRY AND SUE BONDS.

Interiors: Reinstalling MGB Seats and Rails

Reinstalling MGB seats and rails can be a real hassle. So, try this:

- After removing the seats, put the back two bolts back in place, but from under the car.

Note: The bolts then protrude up through the pad, carpet, shims and track, making it much easier to properly place the seat tracks. Unfortunately, the front two bolts can't be installed from under the car. The lift brackets cover the front holes.

- Buy two 4" - 5" bolts...Cut the heads off...Hand screw them into front holes from inside the car.

- Once the tracks and seats are in place: Remove one bolt at a time, and re-install and tighten the proper bolts in their place from inside the car.

A TECH TIP FROM:  Classics of Jacksonvi

DEADLINE FOR NOVEMBER DIPSTICK: MONDAY OCTOBER 19, 1992.

Tappahannock Driveout Oct 24-25

- o River Cruise
- o Winery
- o Antiquing
- o Lots of fun

THE BOAT TRIP

Boat departs Hoskins Creek in Tappahannock for a 7 hour narrated cruise approximately 20 miles up the Rappahannock River. Boat has enclosed cabin so we go rain or shine. Boat has restrooms and snack bar.

Boat docks about noon at historic Leadstown where we will be bussed to Ingleside Plantation Winery for tour, tasting, lunch and shopping at the gift shop.

Next stop is Saunders Wharf at Wheatland--believed to be the only steamboat wharf left on the Rappahannock River. The Federal farm house, circa 1810, is of clapboard above an English basement containing a fine collection of antiques and paintings and the boxwood gardens are filled with flowers. You can visit the steamboat wharf, gift shop and beach. Museum, house and garden tour is extra charge.

After leaving Saunders Wharf the boat cruises back down the Rappahannock to Tappahannock.



LEEDS TOWN

WHEATLAND

RAPPAHANNOCK

River

ITINERARY

Sat, 7:15am	Meet & Depart Norfolk Welcome Center (at approach to HRBT area)
10:00am	Boat departs
5:00pm	Boat docks
5:30pm	Lodging check-in
7:00pm	Dinner at Lowery's
Sun ? :??	Breakfast/brunch (we will decide)

Then you're on your own to explore the town and its numerous antique shops--leaving for home at your determination.

\$\$ COSTS \$\$

Days Inn Motel - \$42.32 for up to 4 persons (tax included)
 River Cruise - \$17.50 (8.75 for ages 4-13)
 Lunch at Winery - \$8.95 (6.95 for ages 4-13)
 You may pack a picnic lunch in lieu of the lunch at the Winery
 Federal farmhouse & garden tour - \$2.75 (\$1.00 children)

42.32
 17.50
 17.50
 17.50

 94.82

PLEASE JOIN US

If you want to join us this fun-filled weekend make a check out to Margaret Bradford for the total amount of motel, cruise, and lunch (if you are buying lunch). Farmhouse tour can be paid at time of tour. Mail check to:

Peggy Bradford
 3202 Dunnebrook Court
 VA Beach, VA 23456

BEFORE October 15th. The sooner, the better as the boat tour could fill up before we get all our reservations in. So Hurry with those reservations. You can also pay at the October meeting.

??? QUESTIONS ???

For additional information or other questions please call:

Peggy Bradford - 427-3365
 or Ken & Carol Bingham - 721-3034



TAPPAHANNOCK

HOSKINS CREEK



Brakes: Removing the MGB Dual Circuit Brake Master Cylinder

1. Open a front and rear brake bleeder....Pump the brake pedal until the cylinder is virtually dry.

CAUTION: If the brake fluid drops onto a painted surface, you'll ruin your paint job!

2. Remove: ... the cap from the unit...the rear air cleaner... the pedal box cover.

3. Remove the front boot to expose the pushrod and front spring while the cylinder is still in place.

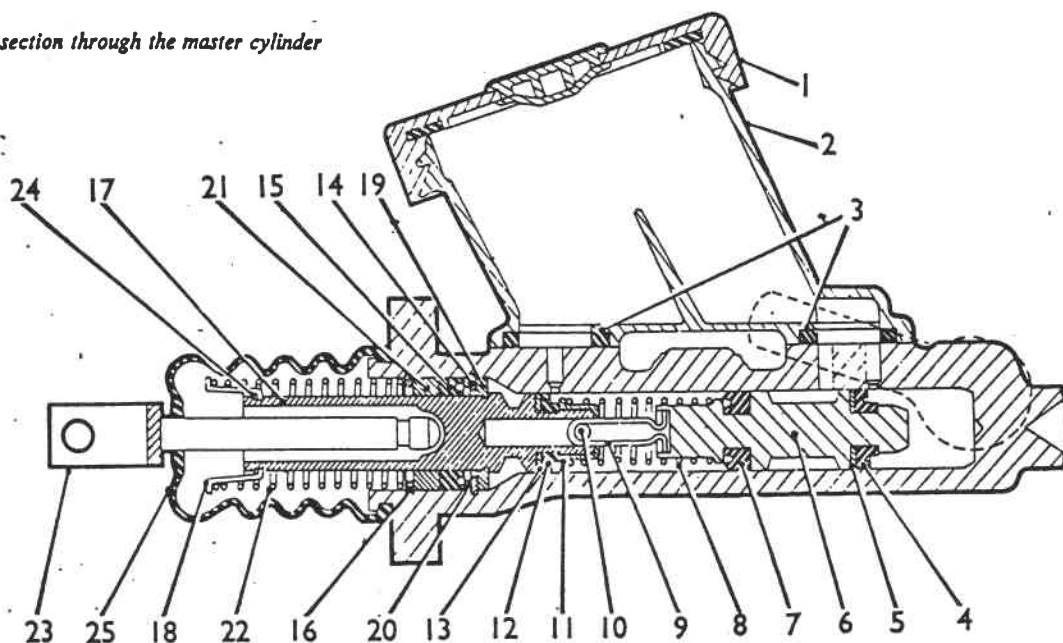
4. Have a helper push the forward spring retainer back far enough so the spiral circlip can be removed from the piston.

5. Remove the two 5/16 bolts and nuts.

6. Turn the the cylinder sideways and it is easily removed

1. Filler cap.
2. Plastic reservoir.
3. Reservoir seals.
4. Main cup.
5. Piston washer.
6. Piston.
7. Main cup.
8. Spring.
9. Piston link.
10. Pin.
11. Pin retainer.
12. Main cup.
13. Piston washer.
14. Circlip.
15. Cup.
16. Circlip.
17. Piston.
18. Spring retainer.
19. Stop washer.
20. Washer.
21. Bearing.
22. Spring.
23. Push-rod.
24. Spinlox ring.
25. Rubber boot.

A section through the master cylinder



HORROR WITH ANKS TO:



Classics of Jacksonville

NORFOLK

OCEAN FRONT


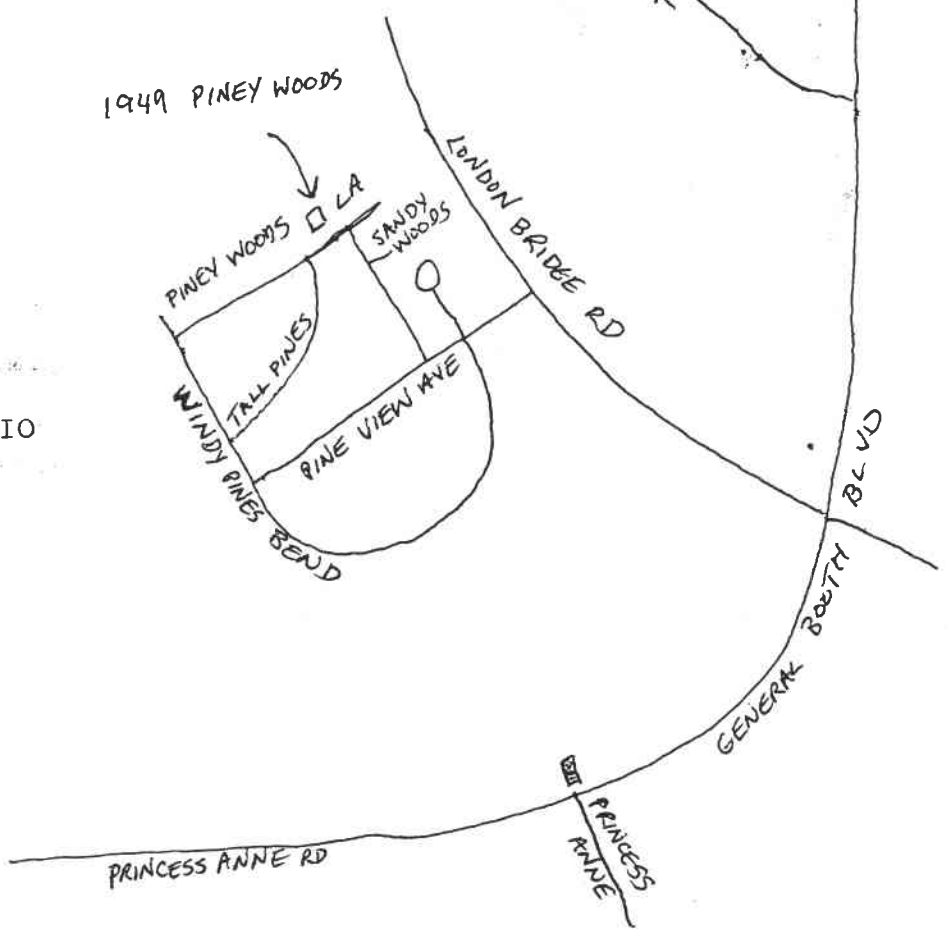
TOLL ROAD

BIRDNECK

1949 PINEY WOODS

OCTOBER MEETING
TUESDAY OCT 6, 1992
KICK TYRES 7:30
BUSINESS 8:00

HOSTED BY:
ARMAND AND PAULA ESCOBIO
1949 PINEY WOODS LA
VA BEACH, VA
430-2352



FIRST CLASS