



# The Dipstick



Dedicated To Preserving The Marque Since 1973

[www.mg.org](http://www.mg.org)

Volume 43 Issue 1

January 2016

## Activities – January 2016

Well that certainly wasn't in the plans. For those of you who missed the Holiday Lights Drive, you also missed the Grimes Ave crime scene, which added emergency lights and TV cameras to the decorative lights in the neighborhood. I'm relieved there was a quick exit opportunity and that the rest of the drive was uneventful. What a beautiful night for a drive under clear skies, a sliver moon, and great temperatures for mid-December. Although we had a smaller crowd than usual, it was nice to see some members we have not seen in a while and to welcome Jayne's mom back to Tidewater for the winter. And once again, happy birthday to Jim.

We wrapped up 2015 with a total of 15 events, including 3 Tech Sessions, Moss Fest, and longer drives to Lynchburg and VA Wine Tour XIII. We were joined by 56 different families and 288 people. A single individual traveling to each event would have covered 2407 miles, and as a group, we covered 51,477 people-miles during the year. Our most active travelers for the year included Mark and Kathy at 3618 people-miles, and Donald and Rose at 3661 people-miles. And our really active travelers – our Traveler Award winners - were Terry and Sue at 3715 people-miles. Consider getting in your car in Virginia Beach, driving to Chicago and picking up Route 66 at the eastern terminus at Jackson and Lake Shore Drive. Take Route 66 to the Pacific Coast Highway in Santa Monica, CA and follow Highway 101 up the coast to the Monterey Peninsula. That is 3715 real miles – wow!

I was reminded that I never announced the winners of the 2015 Scavenger Hunt - you know, those pictures with the octagons at the designated GPS coordinates. While one might think I simply forgot (true), there is actually still time in 2015 for those who procrastinate. If you have pictures to share, I invite you to send them to me and we will announce our winners at the February meeting. And that will officially close the books on 2015.

Ready to start again? Happy New Year!!! Our first meeting of 2016 will be on Wednesday, January 6<sup>th</sup> at Frankie's Place for Ribs in Virginia Beach. This is always a great way to kick off the year. Good food, a large crowd, and an opportunity to mess up any dietary resolutions that may have survived the first 5 days of the year. Our hosts are expecting us anywhere from 6 to 6:30-ish – that's a new level of punctuality – and Robert will call the meeting to order somewhere around 7:30. I look forward to seeing you there.

Our first drive for 2016 will be on Sunday, February 14<sup>th</sup> – Valentine’s Day! Our first stop will be the Jazz Brunch at The Table at Inner Banks in Edenton. Their farm-to-table menu will be served in the converted carriage house. From there, we head west to Scotland Neck and a guided tour at Sylvan Heights Bird Park. The water fowl should be in full plumage at this time of year, so it should be quite a show. Expect to do some walking. Park admission (including tour) is \$13 per person, \$11 for seniors (62+). Because of the holiday and the need to reserve both restaurant space and guides, you are asked to sign up for this trip by February 1<sup>st</sup>. Expect a 9:30am departure and a 6pm return to the Tidewater area. Est. 219 miles.

An email was sent in mid-December about the MG-2016 in Louisville, KY. Travel plans are taking shape, with outbound travel on 6/12-13 and return travel on 6/17-18. It looks like we may pick up a few travelers from the Central Virginia British Car Club as we head west, and possibly some from Shenandoah Valley further along the route. I have heard from several that are considering making the trip and will include them on details as they develop. Other than that, I’ll try to avoid using precious Dipstick space on information that won’t be pertinent to all. What I can offer is that if you are interested in attending MG-2016, you should consider registering for the event at [www.MG-2016.com](http://www.MG-2016.com) before hotel space is gone. And let me know if you want to be included in our travel plans.

One final note – I am honored to have received the beautiful Tidewater MG plaque at the Holiday Party. I have it hanging prominently in my office at home. I am happy to do what I do for the club and even happier that so many of you come along to share in the miles and the fun. Let’s do it all again in 2016!

Tad



## TMGCCalendar – 2016

**Jan. 6 - Wednesday - Monthly Meeting**  
**Frankie’s Place for Ribs – VB**  
**6:00PM Dinner followed by Meeting**

**Feb. 2 – Tuesday - Monthly Meeting**  
**Mardi Gras in VB – Hosted by Pete Olson**

**Feb. 14 – Sunday – Sylvan Heights Bird Park, Scotland Neck, NC**  
**Table at Inner Banks, Edenton, NC**

**Mar. 2 – Wednesday – Monthly Meeting –**  
**Brickhouse Tavern – Port Warwick in Newport News**  
**6:00PM Dinner followed by Meeting**

**Mar. 12 – End-of-Time Brewery Tour**

**Apr. - Spring Tech Session – TBD**

**Apr. 5 – Tuesday – Monthly Meeting –**  
**Hosted by Faith and PJ Peterson in Hampton**

Apr. 9 – Williamsburg British Car Show

**Apr. 29 – May 1 – Virginia Wine Tour XIV**  
**Destination TBA**

**May 4 – Wednesday – Monthly Meeting**  
**Hosted by Cynthia and Andy in Norfolk**

May 28 – June 5 – British Car Week

**June 1 – Dessert Drive – Peninsula**

**June 2 – Dessert Drive – Southside**

**June 7 – Tuesday – Monthly Meeting**  
**Hosted by Issie and Bill Yoshida in VA Beach**  
**Membership Renewal Meeting**

June 13-17 – MG2016 - All Registers  
 Louisville, KY

**July Meeting – Date and Location – TBD**



December with Tidewater MG Classics Car Club *(by Bruce Easley)*

TMGCC-ers had a another great December. On the 11<sup>th</sup>, we had our Holiday Party at the home of Jim and Betty Villers. The house was quite full of members and the driveway was full of MGs of various styles and colors. The foods were amazing - everyone had brought a specialty to share, the tables were loaded with festive treats and no one went hungry (or thirsty). The group partied on until our esteemed President, Robert Perrone, called us to order for a brief end-of-the-year meeting.

Robert thanked the group for all being there and thanked the Villers for the hospitality at their beautiful home. He first introduced the past president Steve LaPaugh (who appeared in seasonal regalia with a lighted “red Rudolph” nose), to present the President’s Award for 2015. This year’s award for going above and beyond for the good of the club goes to Jim Villers. Jim hosted a monthly meeting, acted as the club Treasurer, and hosted the Christmas Party, even having the club back after hosting the 2014 Holiday party. Some people never learn!




Robert displayed a wonderful wood plaque with the TMGCC logo worked onto it, which had been made by P.J. Peterson as a gift to the club. Robert felt it would be appropriate to present it to someone who continually gives to and works for

the club, month to month, year to year. So... the plaque went to Tad Carter, who tirelessly works to plan and organize activities for the group, and continually goes the extra mile (pun intended) to nail down every last detail, and map out every great curve on our excursion routes.

Mark Davidoski spoke regarding the Dipstick Editors’ award which he described as being a very tough choice for him and Kathy to make, since there are so many good contributors of articles and photographs. This year’s award went to Ruth Johnson for her consistent support and submittals.

Tad announced that our annual Holiday Lights drive through the light show at Norfolk Botanical Gardens is scheduled for December 15. He noted that the 2016 calendar is filling out, with some type of activity each month of the year. Karen Carter is assisting with planning and coordination, and she distributed the 2016 “Passport” booklet full of details for



Bob Stein announced that Donald Ladd has had surgery and his wife Rose will be having surgery on Tuesday. They will need help with meals, and chores over the next ten days, and Bob will be sending out an email with an opportunity to sign up to help.

Jim Villers stated he had given Tad some very helpful maps last year and wanted to help out again for 2016. He presented Tad with a coloring book entitled "Color Me Drunk", so we can enjoy our trips on a whole 'nother level! Jim also submitted his monthly Treasurer's report, showing a balance of \$2,384.76 as of December 11.

Terry Bond announced a lead on a 1969 MGB Roadster going for \$200, in case someone is looking for a parts car.

The last meeting of 2015 adjourned, and the group returned to enjoying the food, drink and festivities!

On December 15, MG members and drivers convened at Franco's Italian Restaurant in Norfolk, to share some food, friendship and conversation prior to the Holiday Lights drive. The MG convoy included an MGA, a number of MGBs, and two MG-Ts, as well as several non-MG vehicles needed to carry parties greater than two. We had a gorgeous night for the drive, with mild weather, no rain and plenty of amazing lights in various holiday and locale themes. Great fun! See you next year!!





# Sylvan Heights BIRDPARK

The Sylvan Heights Bird Park is designed to give visitors an unforgettable up-close experience with over 2,000 ducks, geese, swans, and other exotic birds from around the world.

Open to the public since October 2006, the 18-acre facility features large, walk-through aviaries displaying birds from South America, North America, Europe, Africa, Asia and Australia. Tranquil gardens and lush natural areas enhance the beauty of the birds on exhibit.

At Sylvan Heights Bird Park, we not only seek to entertain and engage visitors, but to inspire and educate them about the importance of waterfowl, wildlife and

wetland conservation. The Park's newest attractions, including the Bird's Nest Treehouse and Beaver Pond Blind, showcase the fascinating world of Eastern North Carolina's native animals and plants, and the habitats they live in.

Our guided tour should last 90-120 minutes. You can expect to do some non-strenuous walking,

Cost for the park and tour is \$13/pp (\$11 for those of you of MG-TD age or better).

**To register, contact Tad Carter at  
TMGC\_Activities@me.com before February 1st.**

## TMGC Drive - February 14th, 2016 - Valentine's Day

### Local and Sustainable Farm-to-Table Cuisine in historic Edenton, NC

We start the day with the Jazz Brunch at The Table at Inner Banks in Edenton, NC. Their chefs will tantalize you with an inspired farm-to-table menu, one of the reasons they are rated #1 by Trip Advisor. Dishes are created with the best ingredients our region lends to the modern chef, while maintaining a focus on local culture, to create the unique and upscale Inner Banks cuisine.

For your future travel considerations, The Inner Banks Inn B & B is just a short stroll from downtown and the waterfront. Lodging is available in the Southern Victorian mansion, a Greek Revival home, a Carolina-style cottage or the Pack House barn.

**To register, contact Tad Carter at  
TMGC\_Activities@me.com before February 1st.**



## *MARQUE TIME*

Well, this is actually my second attempt at my monthly installment in the Dipstick as president of the Tidewater MG Classics club.

I actually did my first one, but it appears that somebody (who shall remain nameless) may have overlooked my submission for last month's Dipstick. It was either that or they read what I wrote and had the good sense not to print it.

In my installment for the November Dipstick I offered my weak excuses for my failure to perform my presidential duties at my first monthly meeting earlier that month. I explained that, like any good elected official, I immediately began to slack off and shirk my responsibilities as soon as the votes from October were counted.

Yes, I missed the November meeting. But I did have a good reason. I was attending the first performance of my son Chris, a member of the orchestras of the Virginia Beach Visual and Performing Arts Academy in their Fall Instrumental Concert at Salem High School. But I know that you'll forgive me for that.

I would like to thank Tad Carter for stepping up and taking care of the November meeting, not to mention all of the effort that he gives to this club. We can all look forward to what Tad has planned for us in 2016.

And of course many of you know that I had the pleasure of giving Tad some long-overdue recognition at our Holiday Party. In case you may have missed it, PJ Peterson made a beautiful plaque out of oak with the TMGC logo and that went to Tad for all that he does for our club. It was well-deserved. **(note: see photo on page 3)**

And speaking of our Holiday Party, we were once again invited to the home of Betty and Jim Villers on Friday, December 11. Everyone there seemed to have a great time, as always, and we appreciate the generosity of Jim and Betty in once again offering their home for the party.

We also enjoyed the Holiday Lights Drive at the Norfolk Botanical Gardens on Tuesday, December 15. We met at 6:00 at Franco's for dinner, then left for the drive at about 7:30. And thanks to Terry Bond I now have a new favorite at Franco's, their chicken marsala. It was a good dinner and a beautiful night for the drive.

I know that the winter is often a season when we finally take care of some of the repairs our cars may need, but we may have neglected (or put off) during the warmer months. Our own VP had his car at George's (GT Bodyworks) to take care of some bits of brown that found their way through to surface of the white paint on his car. As usual, George did a fine job.

Of course, most anyone that has been out on a drive with me will hope that I take care of the obvious issues that my own car (aka, "Old Smokey") has developed. Either that, or I will be permanently be banished to the end of the pack. I guess it's time for me to get a little greasy and give our friends at Moss some of my business.

And for anyone that was unable to join us at our December events, all the best to you in this holiday season and we'll hope to see you soon in 2016.

Until then,  
*Safety Fast,*  
Robert





## Membership Update January 2016

**2016 Memberships:** As of 21 December there are 120 paid memberships with an additional 3 “Promised” renewals.

**New Memberships:**

Mark & Marion McAlpine  
Suffolk, VA 23435  
Looking for an MG-GT

Ron & Tina Pack  
Smithfield, VA 23431  
1971 MGB

George & Laura McQuain  
Virginia Beach, VA 23462  
No MG (yet)

**Potential Member:** Recommended by Laurel Swenson and Terry Bond.

Pete Rohrmayer  
MG Midget

**Cars:** Total cars – 184

**Cars & Types:** 177 of the following types of MGs:

MGA	A- Coupe	B	B-GT	C	C-GT	TC	TD	TF	Midget
28	2	83	16	1	3	7	21	4	12

Other/Variou MGs – 7 (1-Cooper MG/ 2-VA/ 1-YB/ 1-ZB/ 2 ELVA Courier)

**Dues:** \$50.00 in dues checks was turned over to Jim Villers at the December Meeting/party.

## TMGC Officers

President	Robert Perrone	574-3233
Vice President	Tad Carter	496-9847
Secretary	Bruce Easley	570-2042
Treasurer	Jim Villers	481-6398
Editors (*)	Kathy & Mark Davidoski	499-4647
Membership	Bill Yoshida	554-0402
Webmaster	Mike Haag	<a href="mailto:mikehmg@cox.net">mikehmg@cox.net</a>
Regalia	David Kinsey	233-0029

---

### ***Spontaneous Holiday Tech Session***

*submitted by Mitzi LaPaugh*

It was never scheduled, but there was a Tech Session in Newport News on Thanksgiving Day. It was hosted in a local parking lot, and the events unfolded as such....


On our way to Stephen's folks for Thanksgiving dinner, we drove past a GT in distress! We were barely on time for 1 o'clock dinner, so we called ahead to see how dinner prep was progressing. As it turned out, there had been a mysterious mishap with the ham, and we weren't to begin dinner until 2 or 2:30. We turned around and went to the aid of Durant, owner of the '67 MGBGT in the photo.

A NNPD officer was standing with Durant, who said he was on the way to dinner at a friend's, when all of a sudden he had no acceleration in the gas pedal. Stephen explained to the officer, who naturally wore an expression of what-are-you-doing-inserting-yourself-into-this-scenario look on his face, that he was the former president of the Tidewater MG Classics. Durant and the officer were pleasantly surprised that someone with some MG expertise had come to help.

He laid in the parking lot, peering under the car to look for the break, but Durant couldn't see from that vantage point. Stephen looked under the hood and could feel where the line broke, about half an arm's length away from the carburetor. At that point a female officer pulled in to assist. She admired the fine automobile and offered a generous helping of Purell to the fellas. Apparently, police carry and use a lot of Purell. Then, she wished everyone a 'Happy Thanksgiving' as she departed.

Durant was most pleased that we had stopped to help and said that he'd see us again soon! He was able to reach his friend, and was waiting for his arrival as we drive away. Look for a new face at one of our meetings soon!





## MGB Engine/Trans Installation “Party”

Saturday, November 14, 2015 in Suffolk

I sent a short-notice (two weeks isn't that short, is it?) call to the club for volunteers willing to help install the engine and transmission in my 1973 MGB...or at least watch and learn...maybe just drink my beer, jeer and laugh. My main purpose was to have enough hands, wise and learned or not, to keep from scratching or denting the fresh “Black Tulip” paint job. This was my first time installing “the Lump” into an MGB. While I had successfully removed it alone, I knew that this is not “assembly is the reverse of disassembly”. Pizza and beer were my only incentive, but I thought this was an opportunity for others to learn with me how this works, and I knew there would be challenges. There's always something...but we succeeded as a team!

I must thank the TMGC members who showed up. David Ford, Terry and Susan Bond (who drove their Bs to my house near downtown Suffolk) and Phillip Ford made it to my garage to help. They were probably a bit curious, since I have only attended tech sessions and they were wondering if all the pictures I brought were actually real since I joined the club 2 years ago. My friend and co-worker Eric Peterson with his son, Gregory, rounded out the party and they kindly made the pizza run. Eric and Gregory are potential LBC enthusiasts...I'm giving them doses of the LBCoolaid a sip at a time.

Some lessons on this procedure and some may only pertain to the '73 B - this was my first time, old hands probably know these things...especially the race guys who can do this in 45 minutes with their eyes closed whom I've met out at VIR, but they aren't worried about chipping the new paint either:

1. With a standard floor-rolling engine hoist, you must jack up the front of the car just an inch or two and put it on stands with the rear wheels chocked safely. The forward "legs" of the hoist won't fit under the front suspension "A-arms". Somehow when removing the engine/trans, the lift went under the car without raising it in front, but not on re-installation.
2. I thought three people would be fine to get this accomplished without dinging or scratching the new paint. Maybe it could work, but the best way is five people. One "foreman" to run the hoist and (eventually) the floor jack under the transmission; two to guide the engine from each side over the fenders and not banging the heater box; and two underneath to guide the transmission over the rear crossmember. Some might argue this, but they can't do it alone and still be smart MG guys with all their fingers and have it done in less time. A second "spotter" helps too, so make that six!



3. A “Leveler” is good money spent. It allows you to change the angle of the engine in degrees as you lower the “lump” into place. Just make sure you grease the thing so it doesn’t bind up.
4. Make sure the two “lump guides” underneath understand that the rear of the transmission (the part that the driveshaft bolts to) goes over and above the fixed crossmember rear of where the yet-to-be-installed main transmission crossmember is.
5. Before starting the procedure, make sure everyone understands directional words, like “rear-forward-left-right” and what it means. “Fore” and “aft”, to an Army guy (ahem) will cause confusion at the worst moment.
6. I protected the fenders with cheap \$3 Walmart fleece throws, under saved-up shipping wrap, and cardboard on top. Use masking tape to keep it in place.
7. Make sure you take pics of the transmission mount before you take it out. I didn't do enough. I meticulously photographed, bagged and labeled all the parts as I removed them, but I messed up on this part. The Moss diagrams only help a bit and the manual is useless on this issue because they changed through the years. Thankfully, we had Terry and Susan’s awesome 1973 MGB GT for reference. We had fun going out to the street and crawling under the car to see what it’s “supposed to be”.
  - a. The John Twist video on transmission crossmember is invaluable, but I hadn't committed it to memory. <https://www.youtube.com/watch?v=gUJE0AkWh1E>
  - b. If John Twist is struggling to explain, you know it’s going to be a challenge. We figured it out, eventually.
  - c. The round hole in the crossmember goes toward the rear! I think the later RBBs have an additional rod in there. Install the rubber mount center assembly to the cross member, not the transmission itself, before installation, then fit the whole thing up to the trans holes. Remember - coarse threads for the bolts into the transmission housing and don't get them confused with all the other 5/16" bolts laying around!
8. A good tech tip (thanks Terry Bond), use some longer 5/16-24” bolts to hold the inner-frame “captive bolt plate” in place where the transmission cross member bolts to the frame.
9. Pizza and beer help keep everyone motivated for the final push. I should have set out some snacks. Water too. I must admit, I’m not a great host, and could have done better. My dogs, Summer and Sobe provided some greetings to the team as they went into the house. My lovely wife was going off to work.

My 48 year old body was sore the next day and I think I’m in pretty good shape. I think I should copyright “autoyoga”. I did ding my bald noggin on the hoist jack as I was moving around as the “foreman”. Good thing I was wearing a hat or it would have been bloody. Wear a hat and safety glasses!

I think we had a good time and learned some things together. I was happy to succeed in this milestone assembling my MGB. I’m now busy connecting all the parts and hope to get it running soon.

Safety Fast!

Dan Ray



5200 Kempsville and  
Providence Road, Virginia  
Beach, VA 23464




Fairfield Shopping Center



6:30 - 8:00 pm - Dinner  
8:00 Meeting

Monthly Meeting  
Wednesday, Jan. 6th  
Frankie's  
Place for Ribs  
Fairfield Shopping  
Center  
Virginia Beach

# The Dipstick



Tidewater MG Classics

C/O Kathy & Mark Davidoski

4705 Little John Road

Virginia Beach, VA 23455

*Affiliated with*



North American MGB Register

# FIRST CLASS